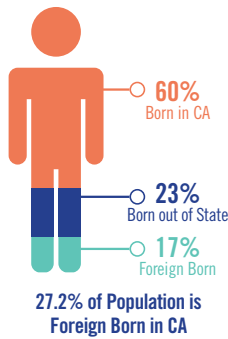
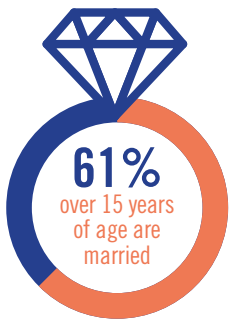


DEMOGRAPHICS

POPULATION
77,278



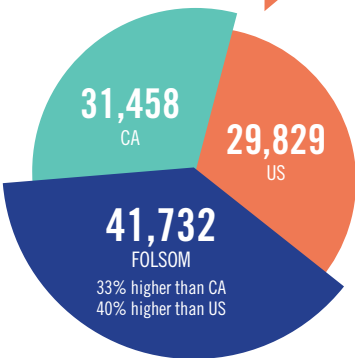
MEDIAN AGE **40.3** 12% HIGHER than California Average of 36



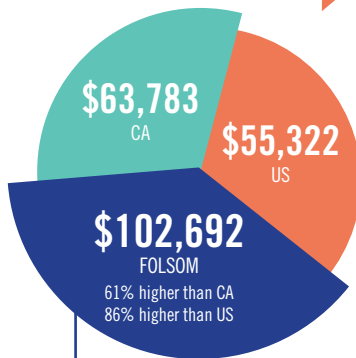
EMPLOYMENT

Good indicator of the strength of the job market is the income per capita and median household income.


INCOME PER CAPITA



MEDIAN HOUSEHOLD INCOME



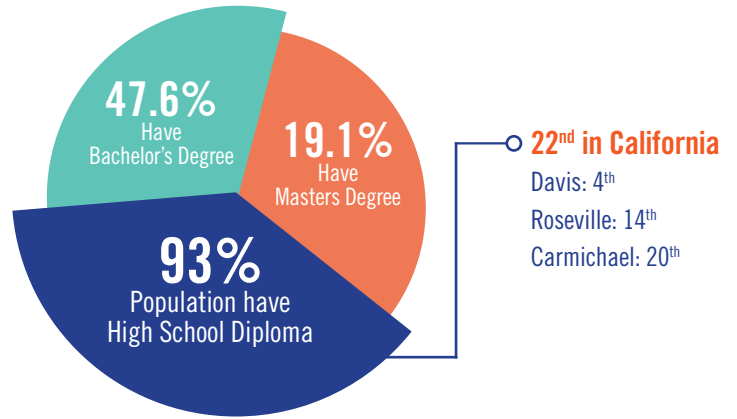
UNEMPLOYMENT RATE



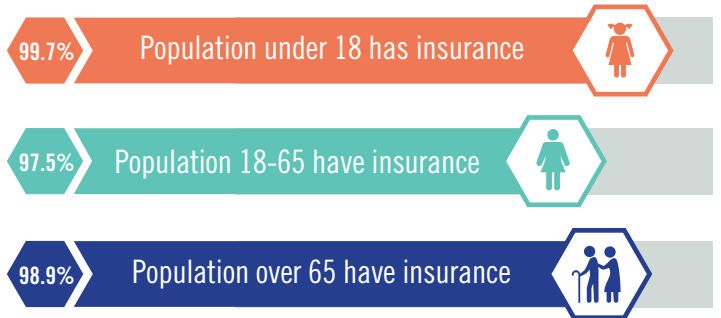
13th in California
Elk Grove: 34th: \$83,141
Roseville: 44th: \$78,446

POVERTY RATE **4.7%** > **69% LOWER** THAN THE NATIONAL AVERAGE

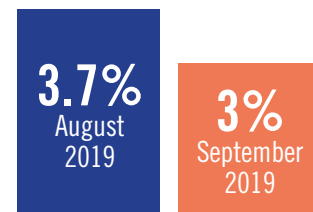
EDUCATION



HEALTH



SACRAMENTO REGION



The unemployment rate in the Sacramento MSA was 3% in September 2019, down from 3.7% in August

UNEMPLOYMENT RATE BY COUNTY



COMBINED EMPLOYMENT IN THE REGION WAS **1,029,500**

Education and Health Services lead the way in employment gains in last year.

Construction jobs have also increased significantly in last year – specifically in the specialty trades.